


TCS Summer Skills Packet



Kindergarten

Kindergarten Sight Word List

I
can
see
a
the
on
like
to
is
it
big
little
my
good
yes
no
look
he

do
you
what
this
and
under
or
are
up
down
she
her
make
they
where
with
we
play
one
have

go
hurt
day
of
said
that
there
out
all
read
for
finds
was
too
come
some
your
very
use
blue

58 Words

Name _____

Date _____

© Brandy Shoemaker

Handwriting

Practice your best handwriting.

A a

B b

C c

D d

E e

F f

G g

H h

I i

J j

K k

L l

M m

N n

O o

P p

Q q

R r

S s

T t

Name _____

Date _____

© Brandy Shoemaker

Handwriting

Practice your best handwriting.

U u

V v

W w

X x

Y y

Z z


Write your first & last name 5 times.

Handwriting practice lines for the first and last name exercise.

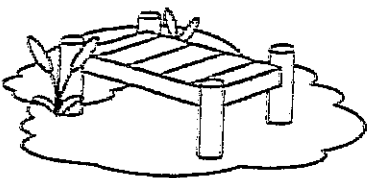
Name: _____

How Many **SYLLABLES**?

Say the word of each picture, count the syllables. Color the right number.



fishing pier



2 3 4



palm tree

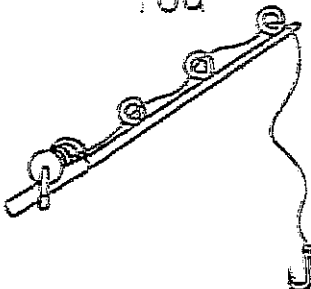
1 2 3



hook


1 2 3

rod




1 2 3

ice-cream



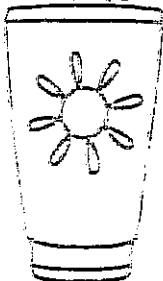
2 3 4

sunglasses




2 3 4

sunblock




1 2 3

oar



1 2 3

marshmallow





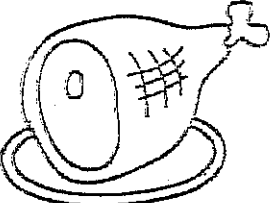


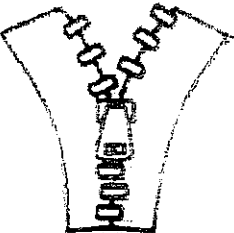
2 3 4

Name: _____

Sound it out

Say the name of each picture, color the beginning, middle and ending sounds. Write the word.








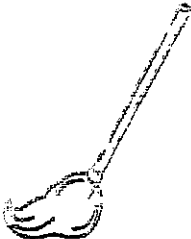
picture	color	write
	<div>r u g</div> <div>d o n</div>	<div></div> <div></div> <div></div>
	<div>h e n</div> <div>r a m</div>	<div></div> <div></div> <div></div>
	<div>b o t</div> <div>p u d</div>	<div></div> <div></div> <div></div>
	<div>d a t</div> <div>p e n</div>	<div></div> <div></div> <div></div>
	<div>s i b</div> <div>z a p</div>	<div></div> <div></div> <div></div>

Name: _____

I CAN READ CVC WORDS

and SENTENCES




say the word.	circle the word.	complete the sentence and read it.
	bun ban	I have a big _____ _____.
	fat fed	I just _____ _____ my dog.
	bat bed	Did you see my _____ _____?
	win min	Did he _____ _____ the race?
	map mop	Please help me to _____ _____ the floor.

Name: _____

SUMMER WRITING

I like summer because



☐

I use capital letters.
I like summer.

☐

I use finger space.
I like summer.

☐

I use a period.
I like summer.

☐

My handwriting is
neat.

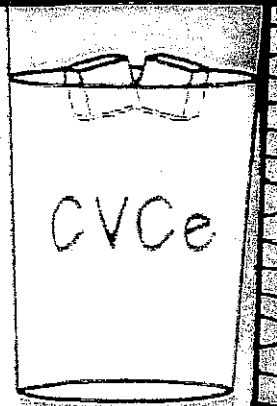
☐




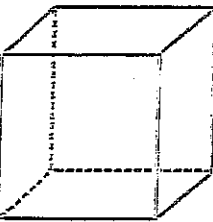
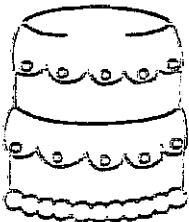
I draw a summer
picture.

Name: _____

Sound it out

Say the name of each picture, color each sound. Write the word.



picture	color	write
	t a d e d i p	_____
	p i l e f o d	_____
	b u n e d o p	_____
	k u d e c e b	_____
	f i l e c a k	_____


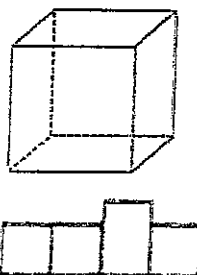

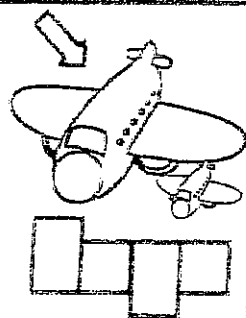

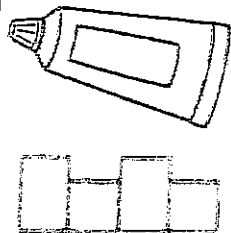
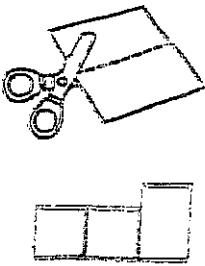

Name: _____

I know


CVC & CVCe sentences

Look at the picture and write the word. Complete the sentence and read it.

hug huge
tub tube
cut cute
cub cube

CVC	CVCe	Complete the sentence
		<input type="radio"/> The _____ has a toy car. <input type="radio"/> A _____ has six faces.
		<input type="radio"/> The jet is _____. <input type="radio"/> I love to _____ my teddy bear.
		<input type="radio"/> I need to buy a new _____ of glue. <input type="radio"/> The pig is in the _____.
		<input type="radio"/> _____ the piece of paper into two pieces. <input type="radio"/> The bear is _____.

The characters are the people or animals in a story.
The setting is when and where the story takes place.
The plot is the sequence of events in the story.



Read a book. Complete the boxes.

Title: _____

Author: _____

Draw the main character.

Draw the setting of the story.

Beginning
of the Story

Middle
of the Story

End
of the Story

Retell the story of Little Red Riding Hood.

30



Who are the characters?

What is the setting of the story?

What happens at the beginning, middle, and end of the story?

What is the problem and how is it solved?

Solve.

$10 - 2 = \underline{\quad}$

$6 - 3 = \underline{\quad}$

$9 - 7 = \underline{\quad}$

$7 - 4 = \underline{\quad}$


$8 - 2 = \underline{\quad}$

$5 - 3 = \underline{\quad}$

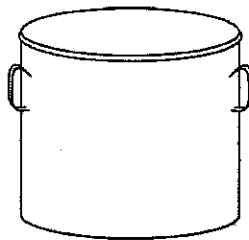
Name _____

Practice writing your first and last name. 😊


Fill in the middle sound. 😊




d _ g



p _ t





m _ p



l _ g


Answer the subtraction problems. 😊



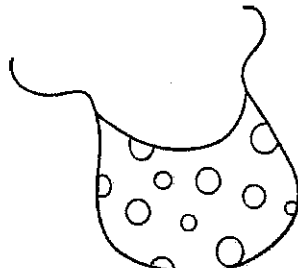
Name _____

Practice writing your first and last name. ☺

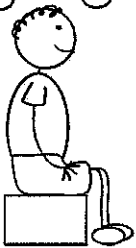
Fill in the middle sound. ☺



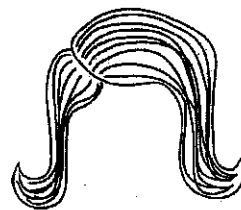
p _____ g



b _____ b







s _____ t



w _____ g

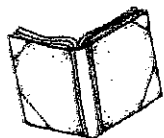
Answer the subtraction problems. ☺





Name: _____

Help Fix the Sentence!





Read the Sentence:

we mad abig YUMMY caKE?

Fix the Sentence:

*Use correct capitalization, spaces,
lowercase letters, spelling & punctuation.




Illustrate the Sentence:



Checked by my friend:

Name: _____

Help Fix the Sentence!



Read the Sentence:

my dAd is in the pool

Fix the Sentence:

*Use correct capitalization, spaces,
lowercase letters, spelling & punctuation.



Illustrate the Sentence:



Checked by my friend:







Name: _____


Date: _____

Singular and Plural Nouns

Sort the word and picture cards.

Then write the singular and plural form of each noun.

Singular Just one!	Plural More than one
 apple	
 crab	
 bat	
 sled	
 dog	
 sock	



Name _____

Pot of Gold

Rhyming Words

Directions: Read the words in each pot. Circle the words that rhyme.

ran

let rub
bin can fan pan
man fat dot
ton rut tan

log

bog hug hog
met dog jog pat
bit mop smog
fog

Ted


bed wed run
hen cat led
red wig
fed tip jot
rug

pit

bug wit hit
bit jet
pen sit lap
run fit bat
mob

A noun is a person, place, or thing.
Circle the nouns in each sentence.

28



Dad took me to play with Ben.

Can Sam take the doll to the park?


Fill in the missing numbers.

1		3			6				10
	12					17			
			24						30
31				35				39	
		43			46		48		
51						57			
			64						70
	72			75				79	
		83					88		
91					96				

Can you read these sentences?



- *They got a hug from Mom.
- *What was in the little box?
- *Tom said, "Bud was in the tub."
- *She said, "Mud is so fun."
- *You said the rug was big.
- *What was in the green cup?
- *The dog dug in the brown mud.
- *Was a big bug on the rug?
- *Is the small pup a gift for me?
- *He said, "I can see a little bit to the left."




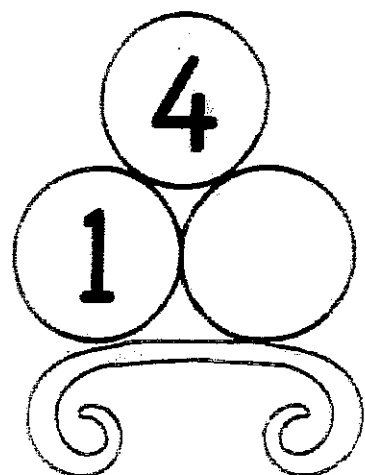
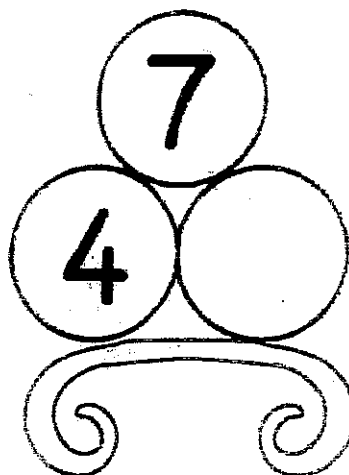






Fill in the missing numbers.

1		3			6				10
	12					17			
			24						30
31				35				39	
		43			46		48		

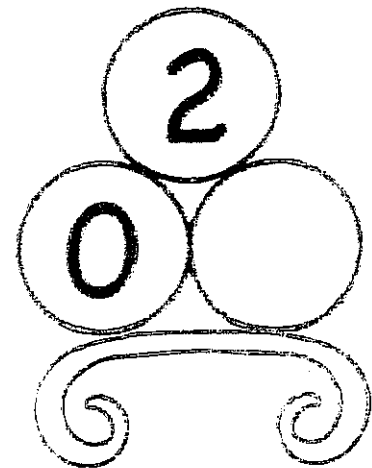

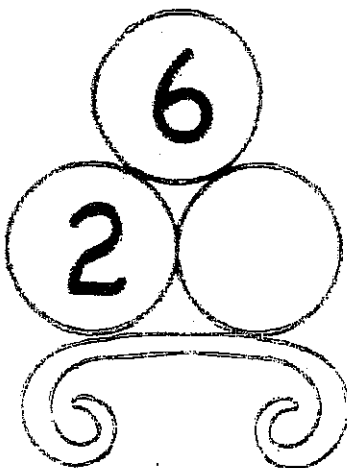






Number Bonds

Fill in the missing numbers.



Number Bonds

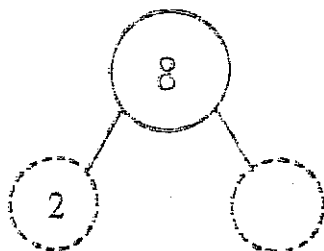
Fill in the missing numbers.



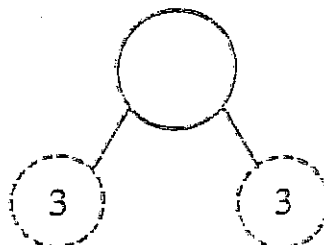
Missing Number Bond

Use addition or subtraction to find the missing numbers:

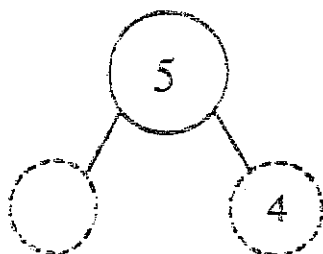
1)



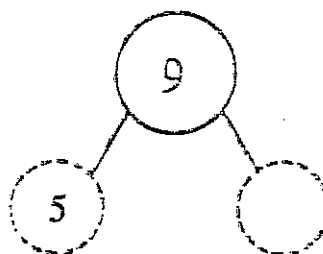
2)



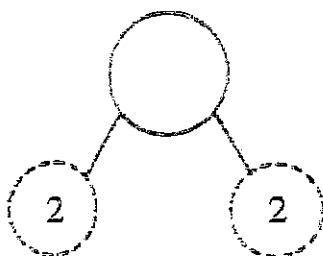
3)



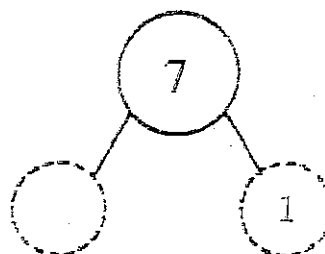
4)



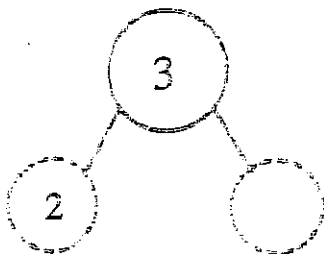
5)



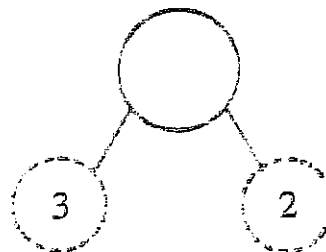
6)



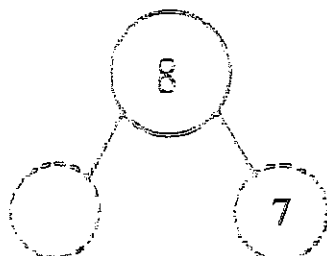
7)



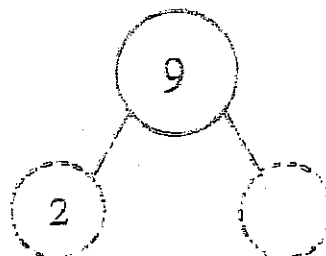
8)



9)



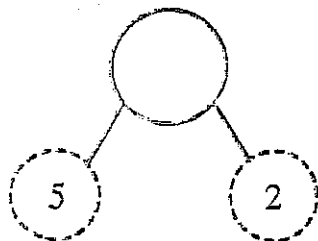
10)



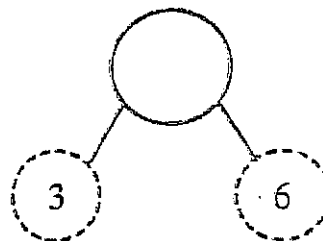
Number Bond

Use addition to find the missing numbers:

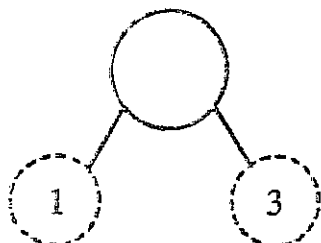
1)



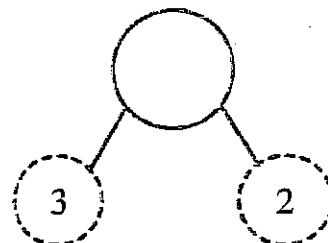
2)



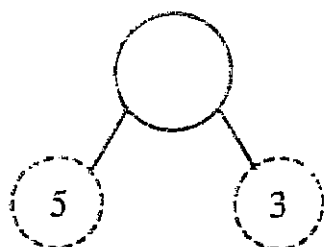
3)



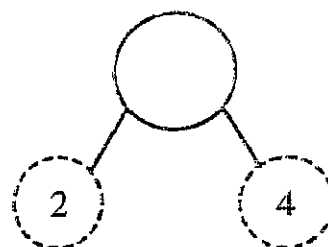
4)



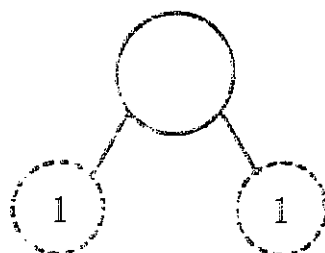
5)



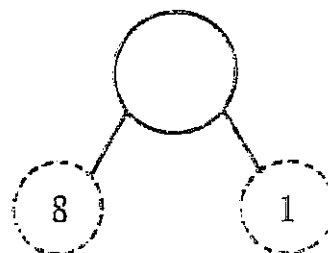
6)



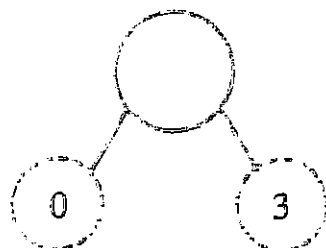
7)



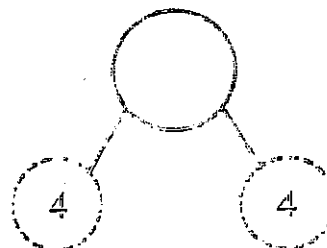
8)



9)



10)




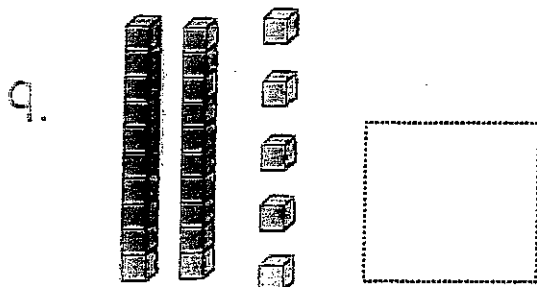
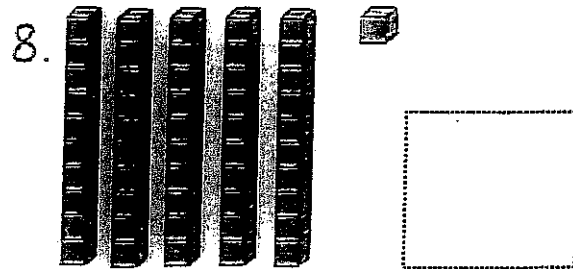
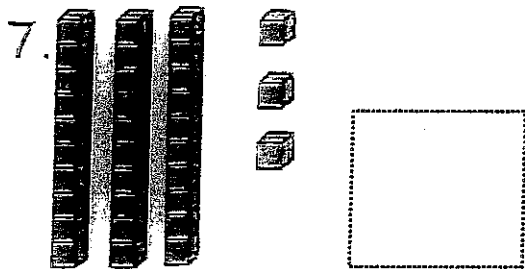
Place Value: Tens & Ones

Name: _____ Date: _____

Directions: Write to tell how many tens and ones.

1. 28 is _____ tens and _____ ones.
2. 34 is _____ tens and _____ ones.
3. 72 is _____ tens and _____ ones.
4. 48 is _____ tens and _____ ones.
5. 33 is _____ tens and _____ ones.
6. 67 is _____ tens and _____ ones.

Directions: Write the number the blocks show.



Place Value: Tens & Ones

Name: _____ Date: _____

Directions: Write the number.

1. Two tens and four ones is _____.
2. Three tens and three ones is _____.
3. Six tens and eight ones is _____.
4. Five tens and two ones is _____.
5. Seven tens and one one is _____.
6. Four tens and six ones is _____.

Directions: Draw the number with base ten blocks.

73

58

27

45

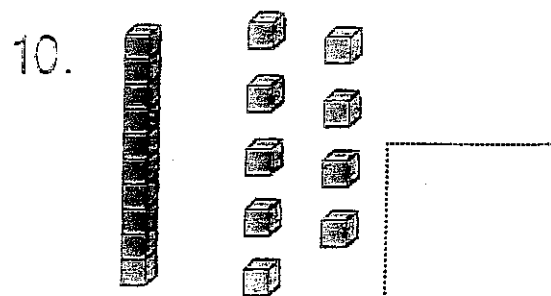
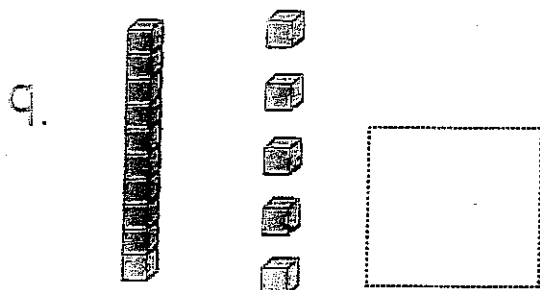
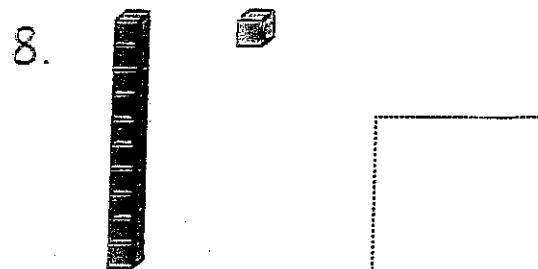
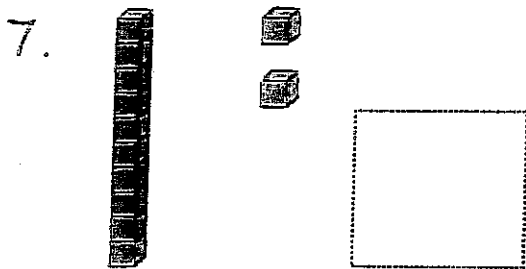
Place Value: Teen Numbers

Name: _____ Date: _____

Directions: Write to tell how many tens and ones.

1. 17 is _____ ten and _____ ones.
2. 14 is _____ ten and _____ ones.
3. 12 is _____ ten and _____ ones.
4. 18 is _____ ten and _____ ones.
5. 13 is _____ ten and _____ ones.
6. 19 is _____ ten and _____ ones.

Directions: Write the number the blocks show.



Place Value: Teen Numbers

Name: _____ Date: _____

Directions: Write the number.

1. One ten and four ones is _____.
2. One ten and three ones is _____.
3. One ten and eight ones is _____.
4. One ten and two ones is _____.
5. One ten and one one is _____.
6. One ten and six ones is _____.

Directions: Draw the number with base ten blocks.

13


18

17


15

Name _____

Date _____



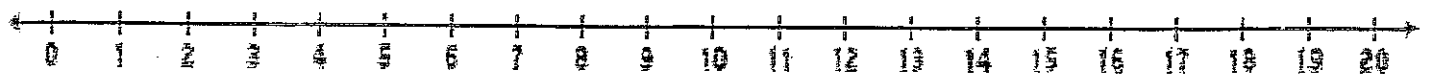
Pencils



Shane has 12 pencils. Lucy has 6 pencils.
How many pencils do they have in all?

Drawing

Number Line




Equation


$$\underline{\quad} + \underline{\quad} = \boxed{\quad}$$

Name _____

Date _____



Pencils

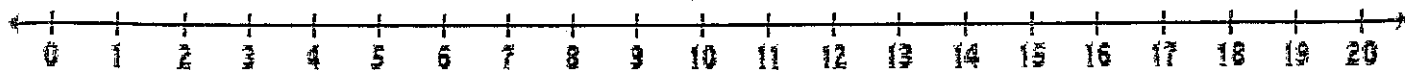


Grant has 9 pencils. Will has 8 pencils.

How many pencils do they have in all?

Drawing

Number Line




Equation

$$\underline{\quad} + \underline{\quad} = \boxed{\quad}$$

2

Name _____

Date _____



In the Classroom

Some kids were sitting on the rug. 4 more kids came to sit. Now there are 12 kids sitting on the rug. How many kids were on the rug before?

Drawing


Number Line



Equation

$$\underline{\quad\quad} + \underline{\quad\quad} = \boxed{\quad\quad}$$

Name _____ Date _____

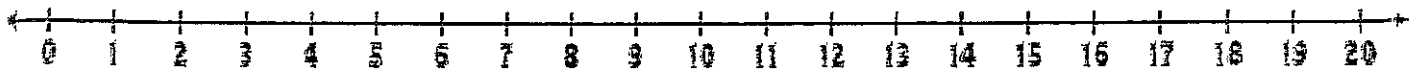


In the Classroom

Some kids were sitting on the rug. 7 more kids came to sit. Now there are 20 kids on the rug!
How many kids were on the rug to start with?

Drawing

Number Line



Equation

$$\underline{\quad} + \underline{\quad} = \boxed{\quad}$$

Name _____

Date _____

Missing Addends w/in 10

Find the missing addend in the equation.

$$2 + \square = 6$$

$$3 + \square = 9$$

$$\square + 3 = 10$$

$$5 + \square = 8$$

$$4 + \square = 7$$

$$\square + 5 = 7$$

$$\square + 6 = 9$$

$$5 + \square = 10$$

$$3 + \square = 8$$

$$6 + \square = 9$$

$$5 + \square = 7$$

$$\square + 2 = 6$$

$$\square + 8 = 10$$

$$4 + \square = 4$$

$$4 + \square = 9$$

$$5 + \square = 10$$

Name _____

Date _____

Missing Addends: Addition w/in 10

Find the missing number in the number sentence.

$$2 + \square = 6$$

$$3 + \square = 9$$

$$\square + 3 = 10$$

$$5 + \square = 8$$

$$4 + \square = 7$$

$$\square + 5 = 7$$

$$\square + 6 = 9$$

$$5 + \square = 10$$

$$3 + \square = 8$$

$$6 + \square = 9$$

$$5 + \square = 7$$

$$\square + 2 = 6$$

Name _____

Date _____

Subtraction Word Problems w/in 10

Read each word problem. Draw a picture.

Write a number sentence to match.

8 kids are playing outside. 2 are on the slide and the rest are on the swings. How many are on the swings?

_____ - _____ = _____

9 birds are sitting in a tree. 5 birds fly away. How many birds are left in the tree?

_____ - _____ = _____

There are 7 bananas in the kitchen. We ate some of them. Now there are 3 left. How many did we eat?

_____ - _____ = _____

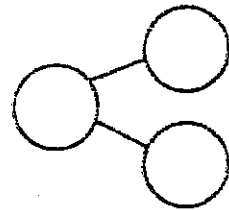
Name _____

Date _____

Addition Word Problems w/in 10

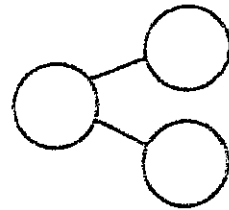
Read each word problem. Draw a picture.
Write a number bond and sentence to match.

Tom has 7 cats and Sam has 2. How many cats do they have in all?



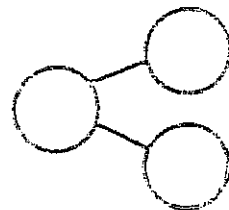
_____ + _____ = _____

There are 6 frogs on a log. 4 more jump on. How many frogs are there now?



_____ + _____ = _____

Pam has 5 pigs. She gets 3 more pigs. How many pigs does she have now?



_____ + _____ = _____

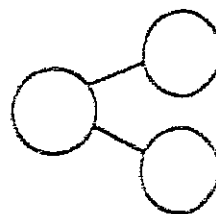
Name _____

Date _____

Subtraction Word Problems w/in 10

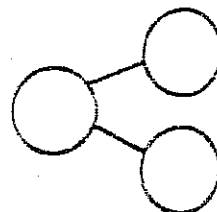
Read each word problem. Draw a picture.
Write a number bond and sentence to match.

There were 8 cats in the yard. 3 ran away. How many cats are in the yard now?



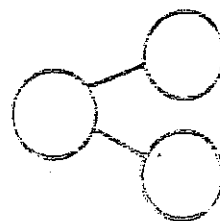
_____ - _____ = _____

Some flowers were in the yard. Tom picked 3 of them. Now there are 4 left. How many flowers were there at first?



_____ - _____ = _____

I had 7 kids at my party! 2 went home. The rest stayed the night with me. How many kids stayed?



_____ - _____ = _____

Name _____

Date _____

Fix and write each sentence correctly.

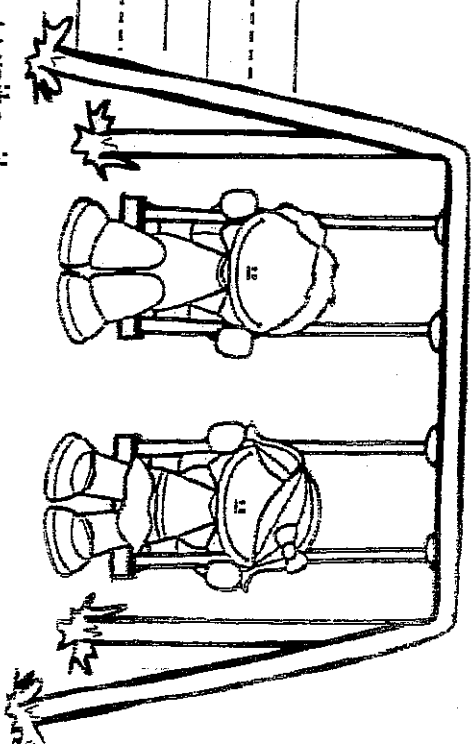
my friends and i are playing outside

we are on the swings

Circle the word that is spelled correctly. Then, write it.

play plai play

Don't forget to capitalize the word "I".

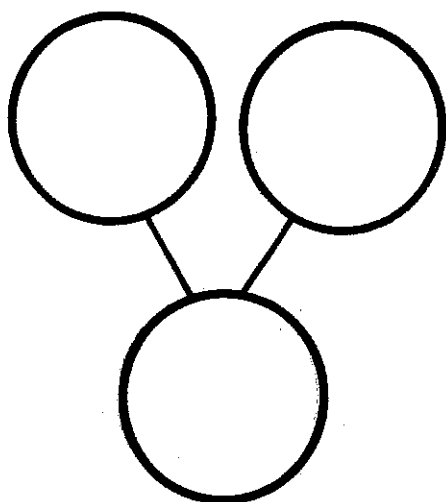


Name: _____

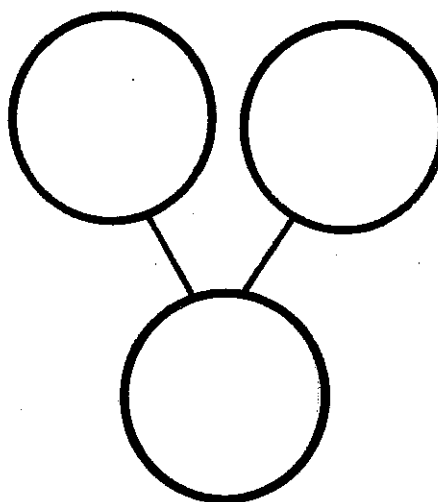

Page 2

Number Bond Assessment

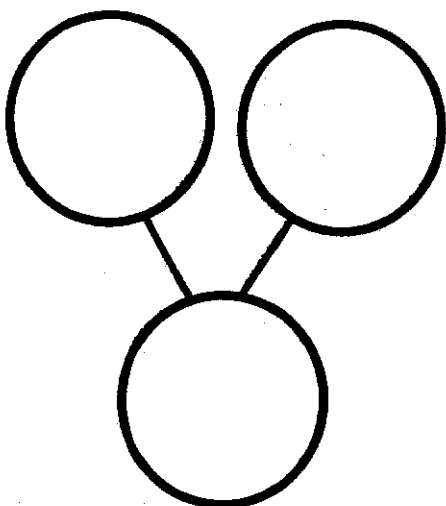
5.



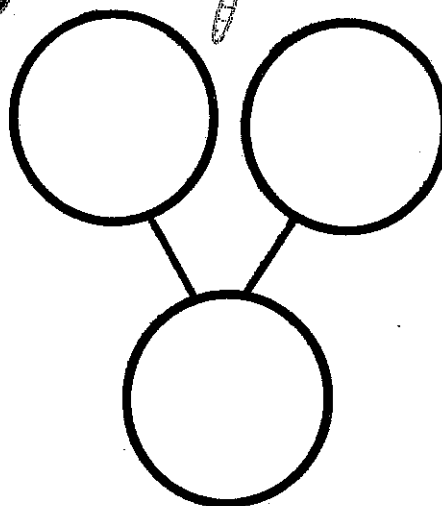
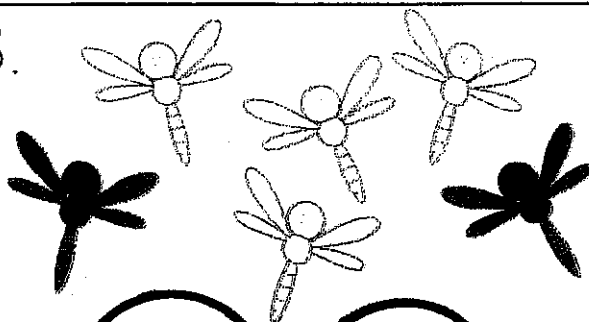
6.



7.



8.



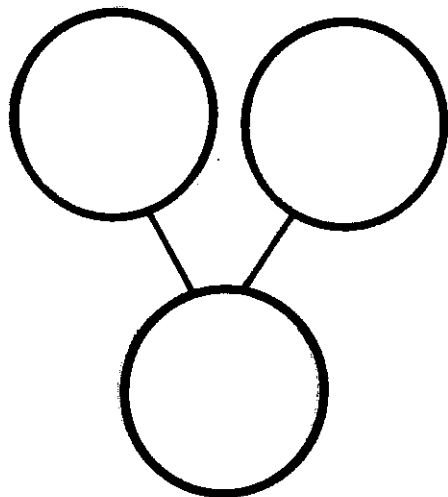
Name: _____

Page 1

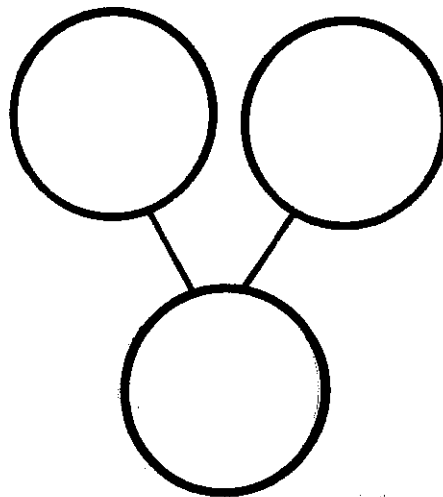
Number Bond Assessment

Directions: Use the pictures to fill in the number bonds.

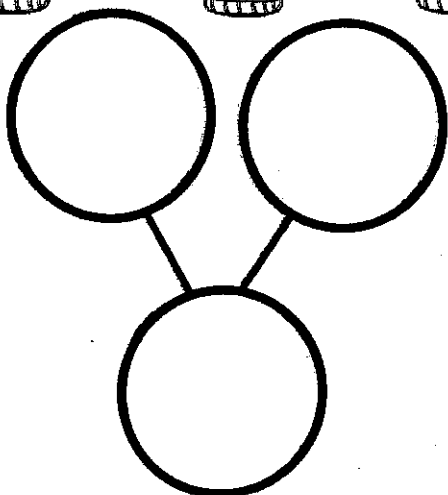

1.



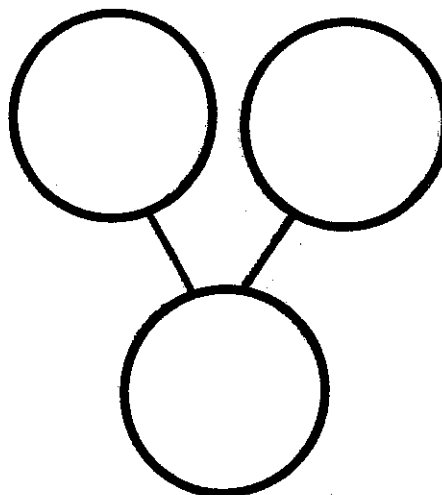

2.



3.



4.



Name _____

Date _____

Subtraction

Subtract means "to take away from". In subtraction, the result is always less. The symbol for subtraction is —



$$\begin{array}{r} \text{---} \\ - \text{---} \\ \hline = 3 \end{array}$$




$$\begin{array}{r} \text{---} \\ - \text{---} \\ \hline = 3 \end{array}$$



$$\begin{array}{r} \text{---} \\ - \text{---} \\ \hline = 4 \end{array}$$



$$\begin{array}{r} \text{---} \\ - \text{---} \\ \hline = 4 \end{array}$$



$$\begin{array}{r} \text{---} \\ - \text{---} \\ \hline = 5 \end{array}$$



$$\begin{array}{r} \text{---} \\ - \text{---} \\ \hline = 5 \end{array}$$


Name: _____

Date: _____

Addition to 10




Solve the addition problems.




$$1 + 3 = \underline{\quad}$$




$$5 + 1 = \underline{\quad}$$




$$2 + 3 = \underline{\quad}$$




$$6 + 2 = \underline{\quad}$$



$$5 + 5 = \underline{\quad}$$



$$3 + 3 = \underline{\quad}$$




$$9 + 1 = \underline{\quad}$$




$$4 + 2 = \underline{\quad}$$


Name _____




Name _____




Name _____




Name _____




Name _____




Name _____




Name _____



Name _____



Name _____



Name _____

